



TEIREN SIEM

Relationship-Centric SIEM: Overcoming the Correlation Blindness

Contact liz0904@teiren.io

010-6539-2122

Rapid Introduction of New Technologies
Adds Loads of Data To Enterprises

Leading to More and More Attack Paths



Rapid Introduction of New Technologies
Adds Loads of Data To Enterprises

Vulnerability Exploitation Boom Threatens Cybersecurity

Growth of Security Incidents
Compared to 2022

186% 

Security Incidents in 2023

30,458

2022

2023

Source: Verizon 2024 Data Breach Investigations Report

Security Experts Experiencing Various Pain Point with Existing Products




Problem >

In-depth Interviews with Security Experts Around The World



Difficulty in analyzing correlation between attacks.



Numerous unnecessary security alerts.



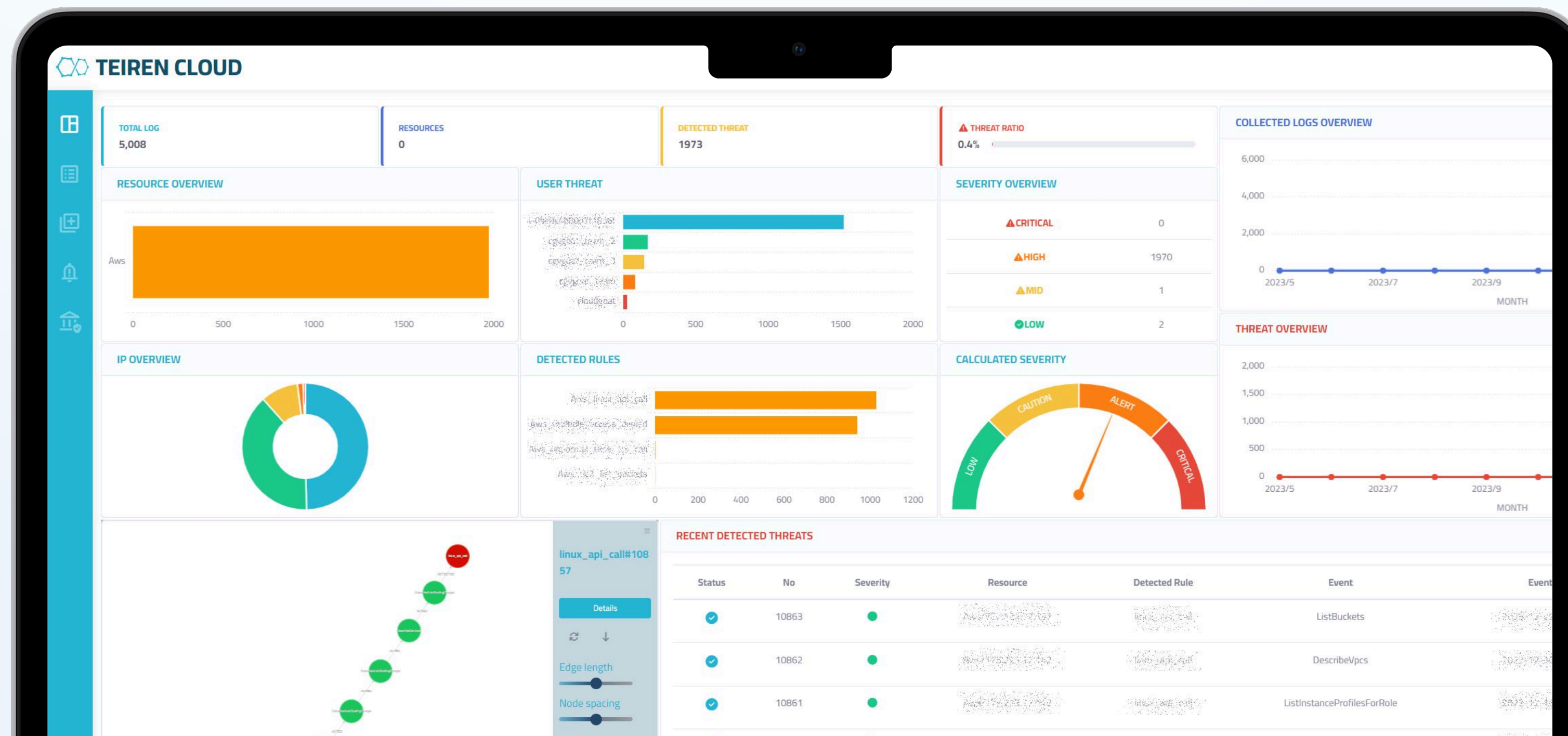
Difficulty in managing security regulations.

We enhanced features that customers

"Actually Need"

Overcoming the limitations of current SIEM: **Graph Data Analyzing SIEM**

Teiren SIEM



Solution 1

Visualization of Correlation Analysis

(Dynamic Threat Analytics)

Accelerated Log Analysis by visualizing Threat Correlation Analysis.

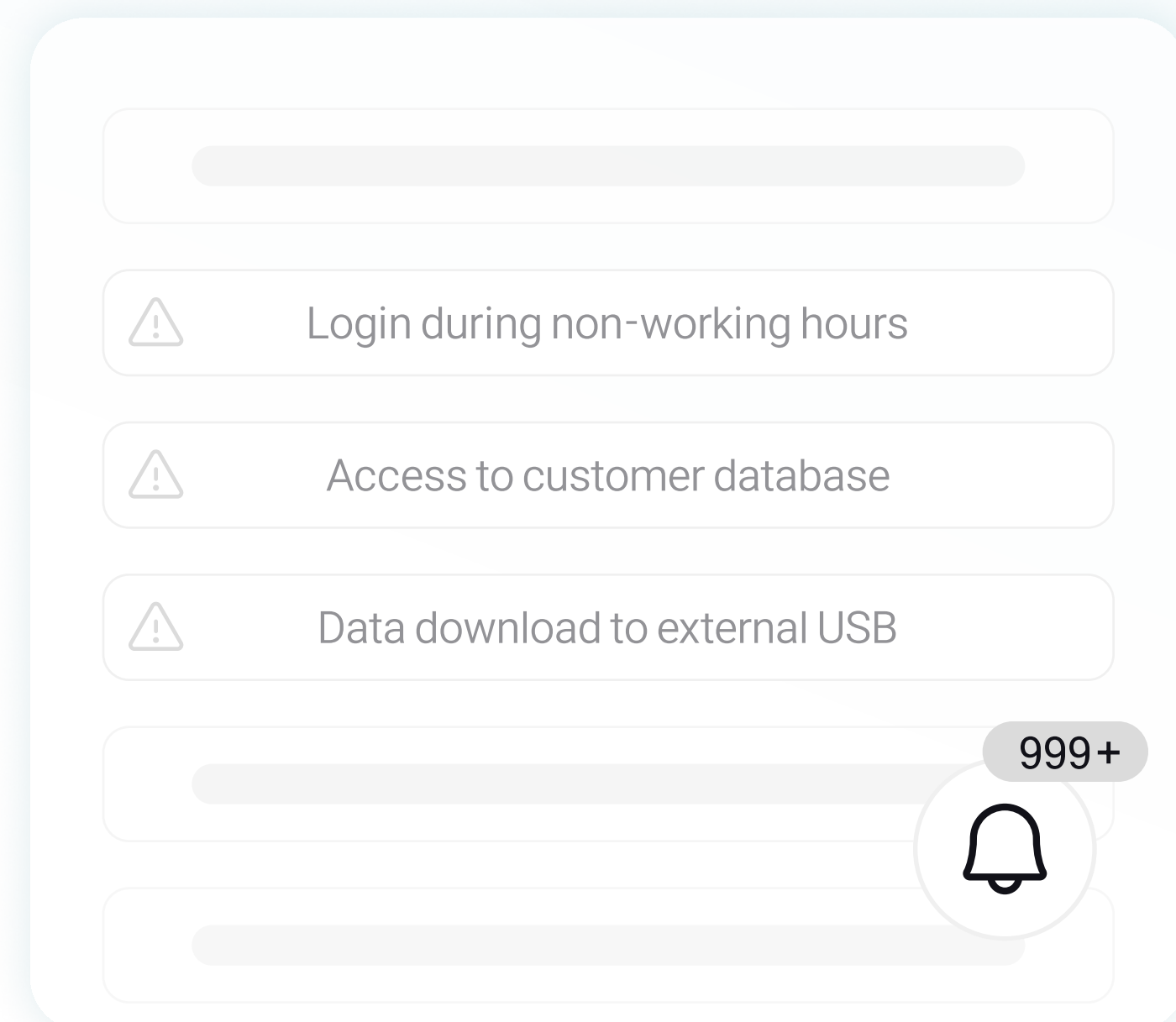
Teiren

Others



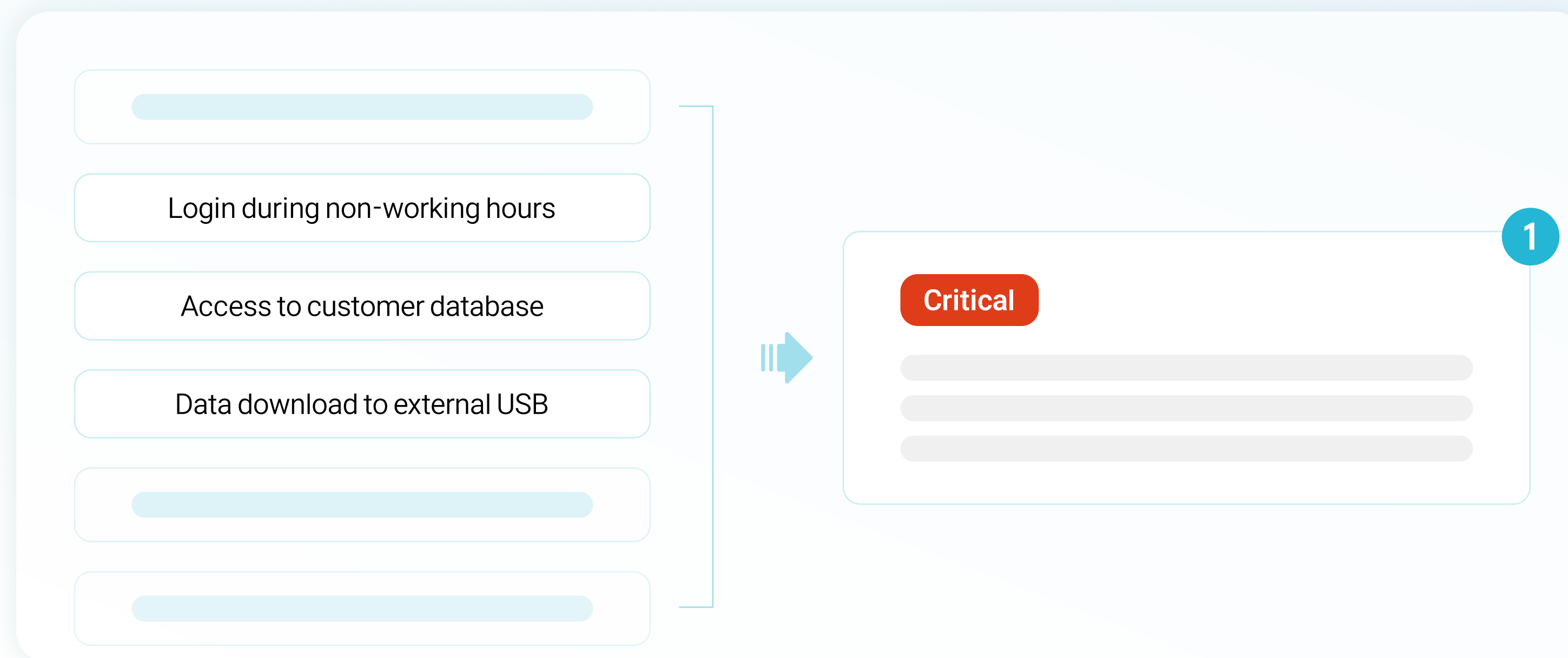
Solution 2

Graph Data Threat Analytics (Dynamic Threat Detection)



As-is (Others)

Actions and notifications occur one-on-one. As a result, unnecessary alerts are piled up.



To-be (Teiren)

Graph Data Threat Analytics Reduces Unnecessary Alerts. Empowering Security Teams to Focus on Critical Threats.

Solution 3

Reduce workload **90%**, Compliance Analysis Report

Automated Report Generation
Reduces time:

2 weeks → 2 hours



TAM-SAM-SOM >

Focused Entry into Asia's Fast-Growing Cloud SIEM Market for Early Market Share

TAM

Global Cloud Security Market
USD 44 Billion

SAM

Asia Cloud Security Market
USD 13 Billion

SOM

Asia Cloud SIEM Market
USD 1 Billion
CAGR ~17%

Source: Mordor Intelligence/Fortune Business Insights/Innopolis 2025

Competition >

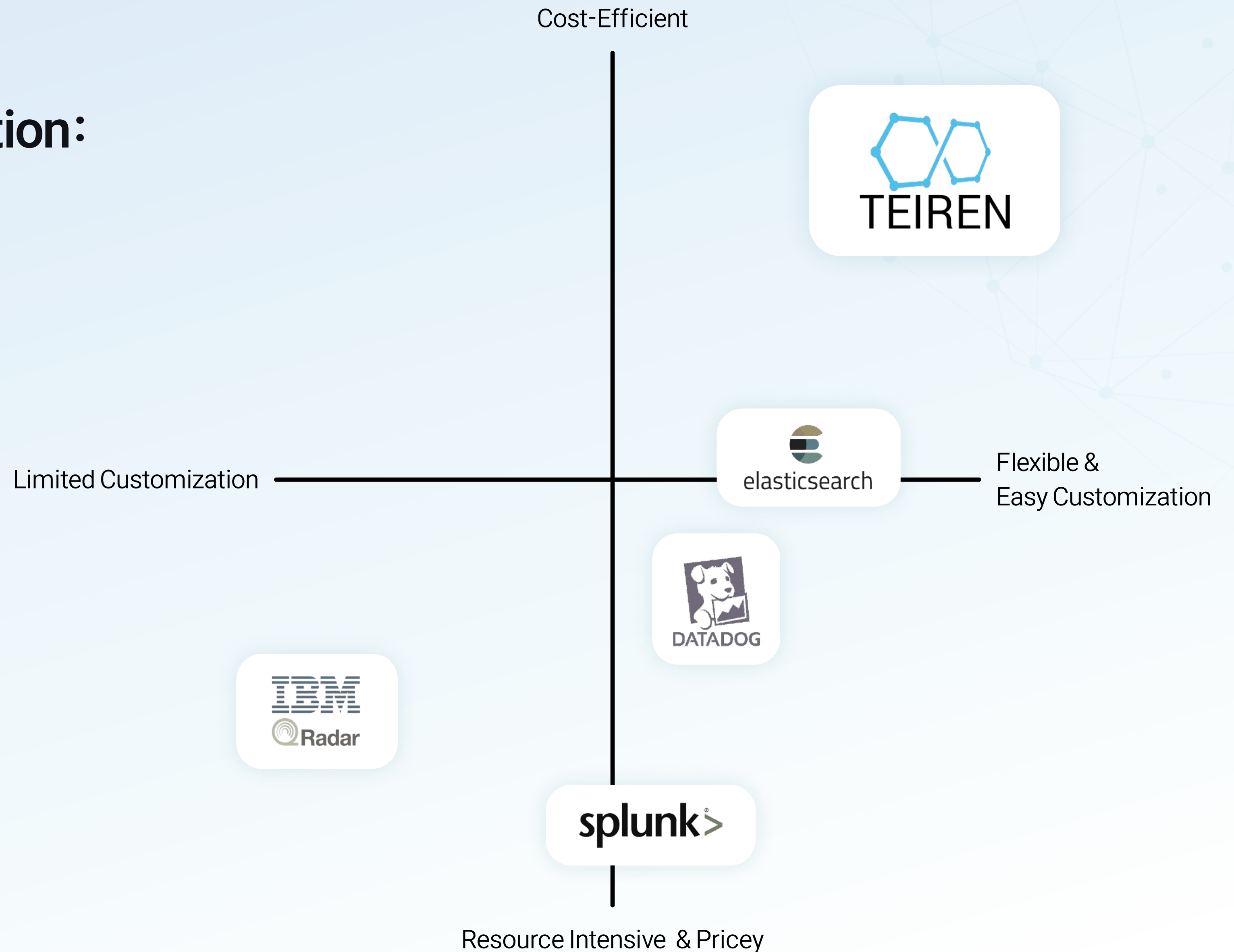
Where Cost Meets Customization: The Smarter SIEM Choice



Up to 80%
Cost-Efficient



Customized
Detection & Reporting



Business Model >

Enhancing Customer Accessibility with Flexible Monthly and Annual SaaS Subscription Licensing

Price plan (Monthly)

Basic

USD 1,000 Monthly Fee

Standard

USD 1,500 Monthly Fee

Premium

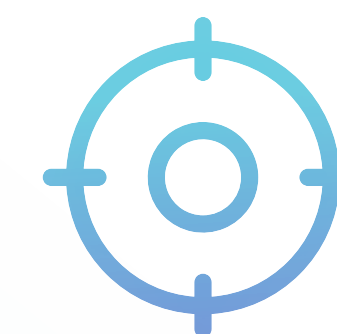
USD 3,000 Monthly Fee

Customer Overview




User

Security Managers
(ex. Data analysis, Security experts)



Primary Customer

Has obligations to comply security regulation
(ex. Fintech)



Channels

Korea: MSP, Public Agencies
SEA: Local MSP, MSSP

Partnership & Advisor >

Driving Global Expansion Through Strategic Partnerships with Leading Security Firms and Investors

Investors/Advisor



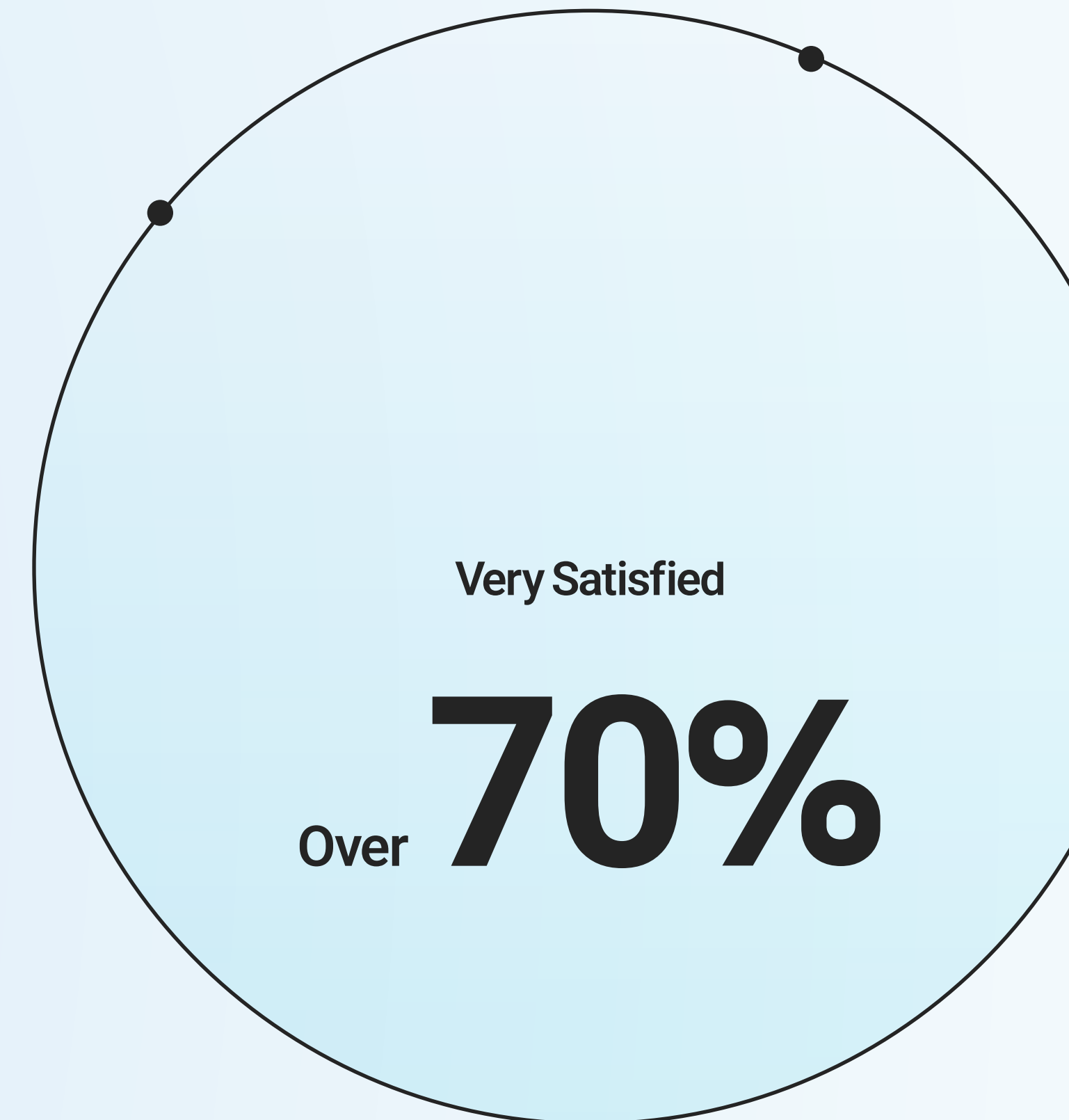
Design Partners



Traction >

Positive Market Evaluations from Potential Customers

*Survey result out of 145 potential customers



Singapore • Singtel



South Korea • Finevo



Italy • Sicuranext



USA • Beyond Security



South Korea • Jiransoft



Argentina • Eclipsium

Traction >

Fintech SMEs in South Korea



MoU Contract

Contract with fintech MSP company

Enter Korean financial sector in

2025 with KT Cloud (Cloud Service Provider)

CEO

Liz Kim
Sungyeon Kim

CTO

Joseph
Somang Cho

Active Chairman

MinPyo
Hong

Team >

Team Teiren


Aiming to

Address & solve the cybersecurity challenges around the world

“Best of the Best” Hacker Team


A powerhouse team shaped by Korea, recognized for both technical excellence and ethical integrity.

USA



**Aviram
Jenik**
Rabbit Ventures

Singapore



**Nikolay
Akatyev**
Bitdefender

Korea



**Chi Young
Oh**
Jiran Founder

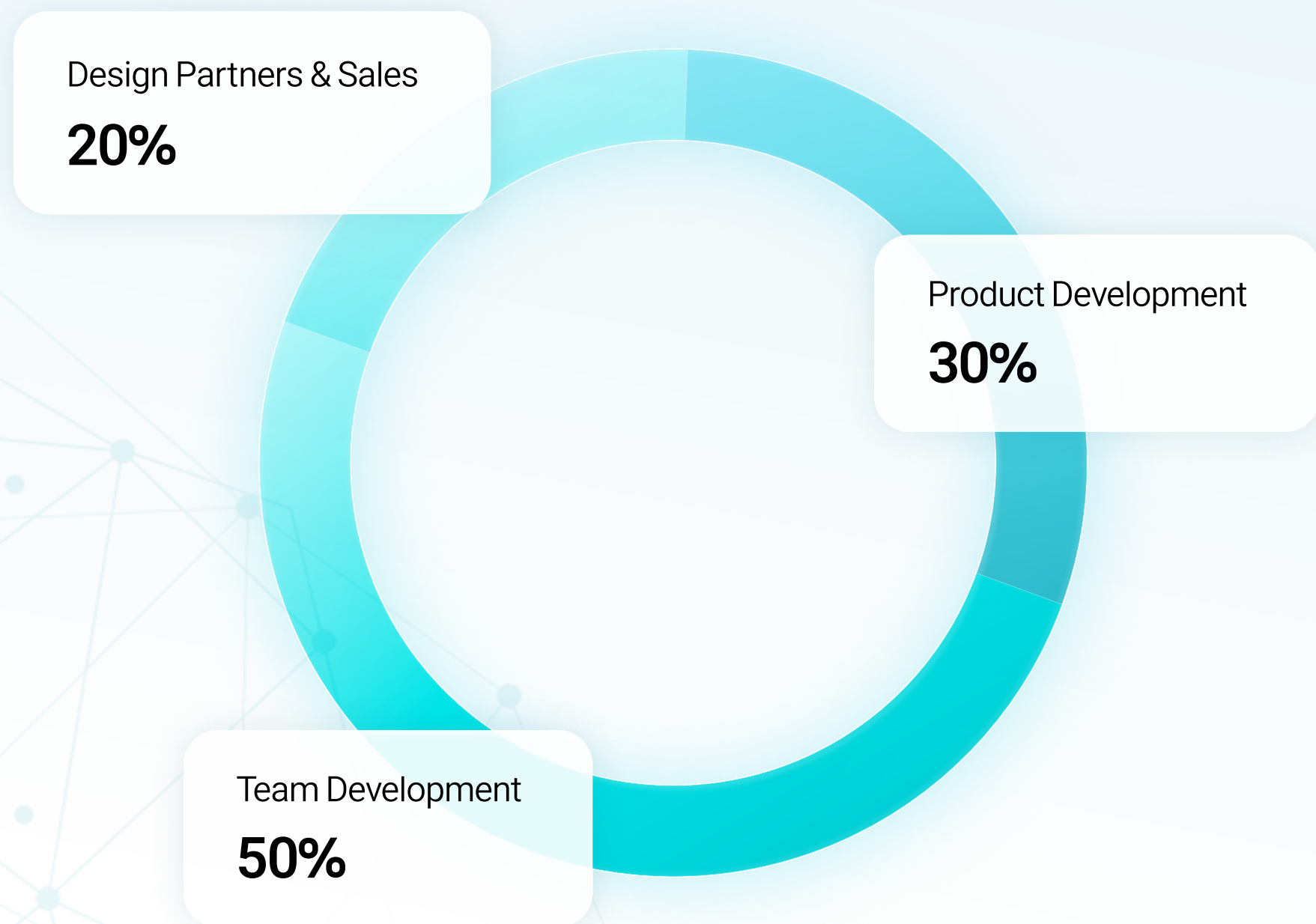
Advisor >

**One-on-one advising
from global networks is
accelerating our global expansion.**

**Early access to global network channels
allows us to establish the foundation for
rapid market entry.**

Ask >

Investment Plan for Seed Round



[Use of Funds]

Round	Seed: Early Market Entry & Channel Development
Year	2024-2025
Pre-Value	USD 1.7 Million
Target Amount	Raised to Date USD 88,600 Additional Funding Goal USD 68,100
Capita Utilization	Team & Product Dev
Invested	  



Visualize the Invisible

TEIREN



teiren.io